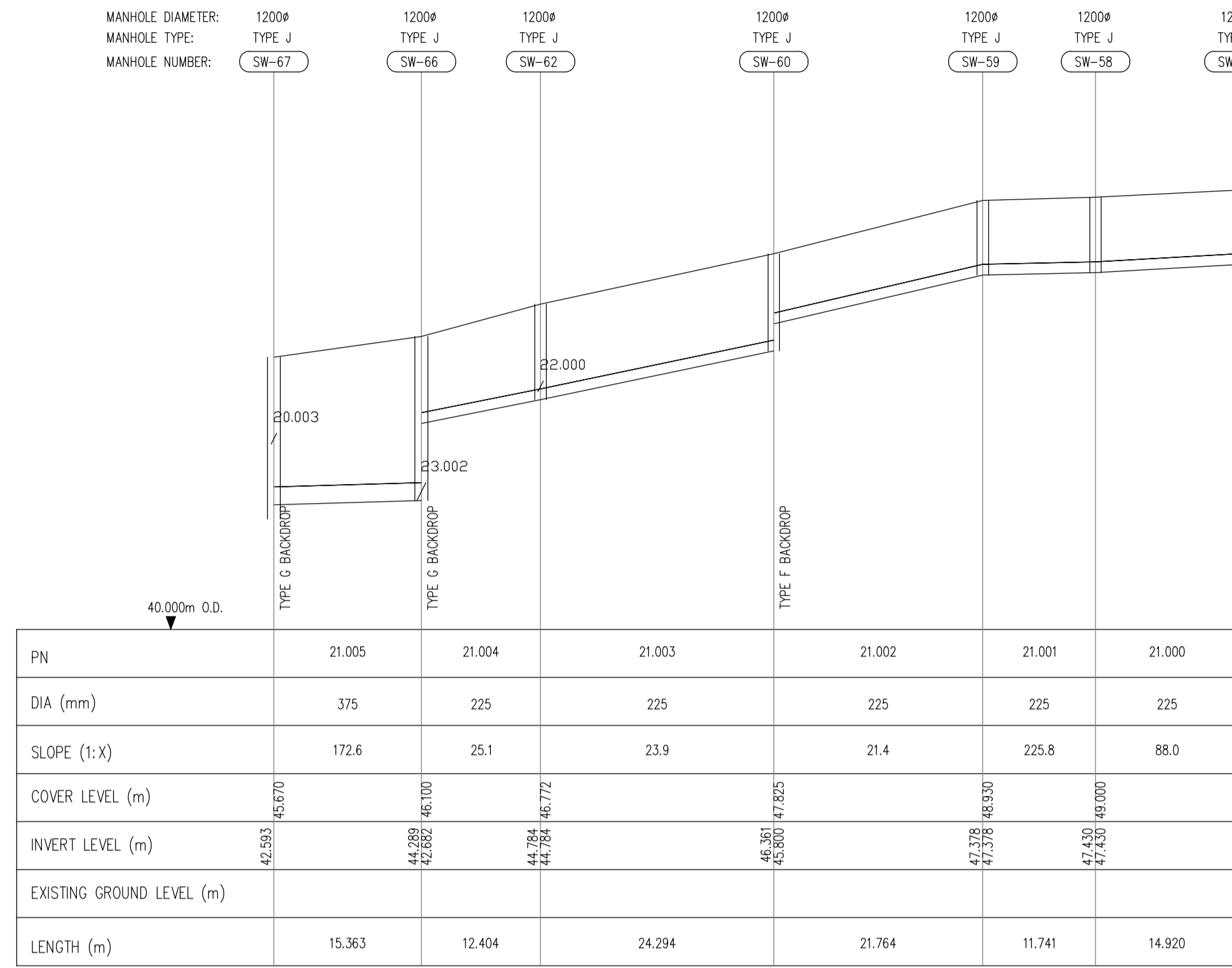
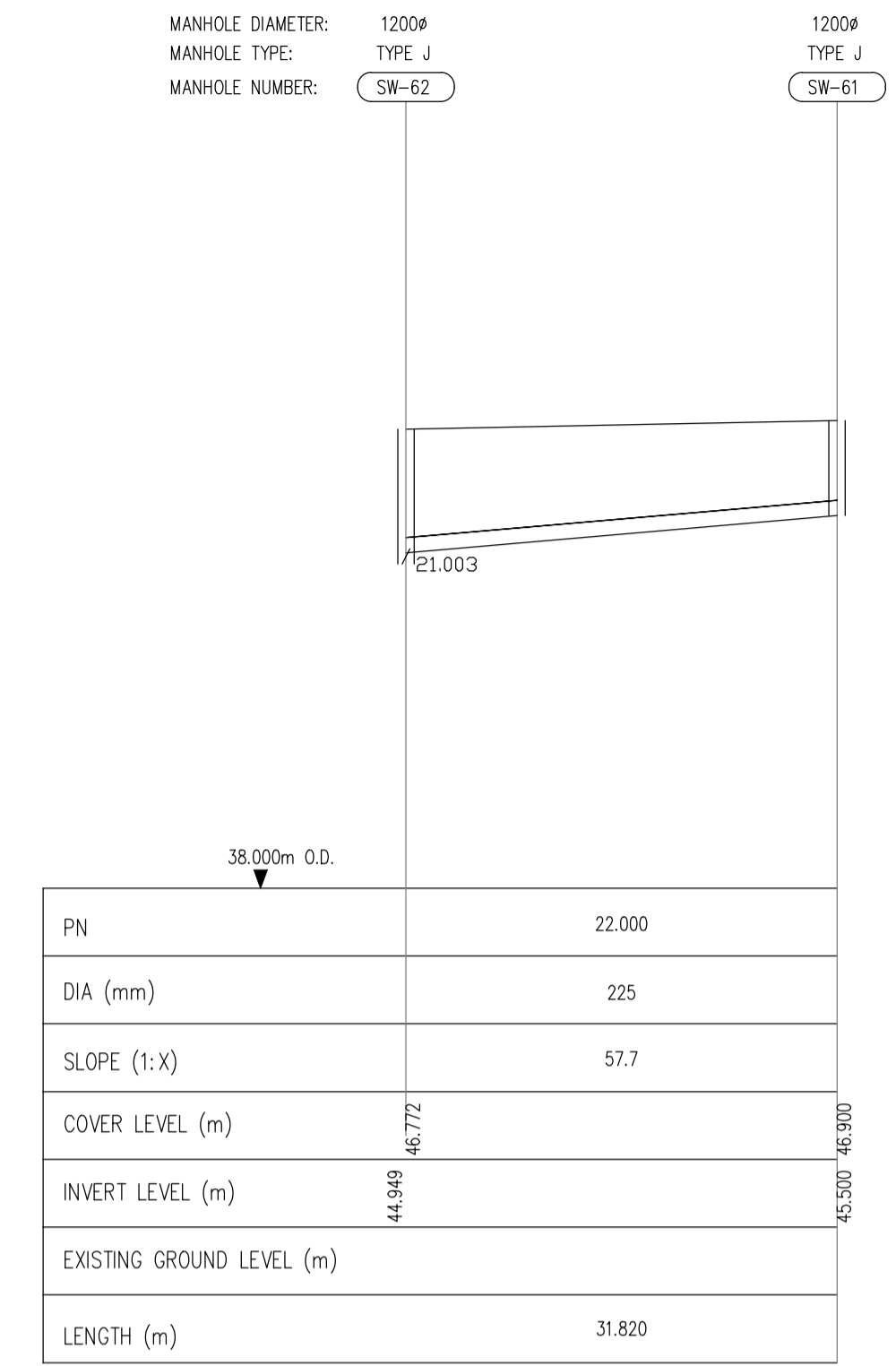


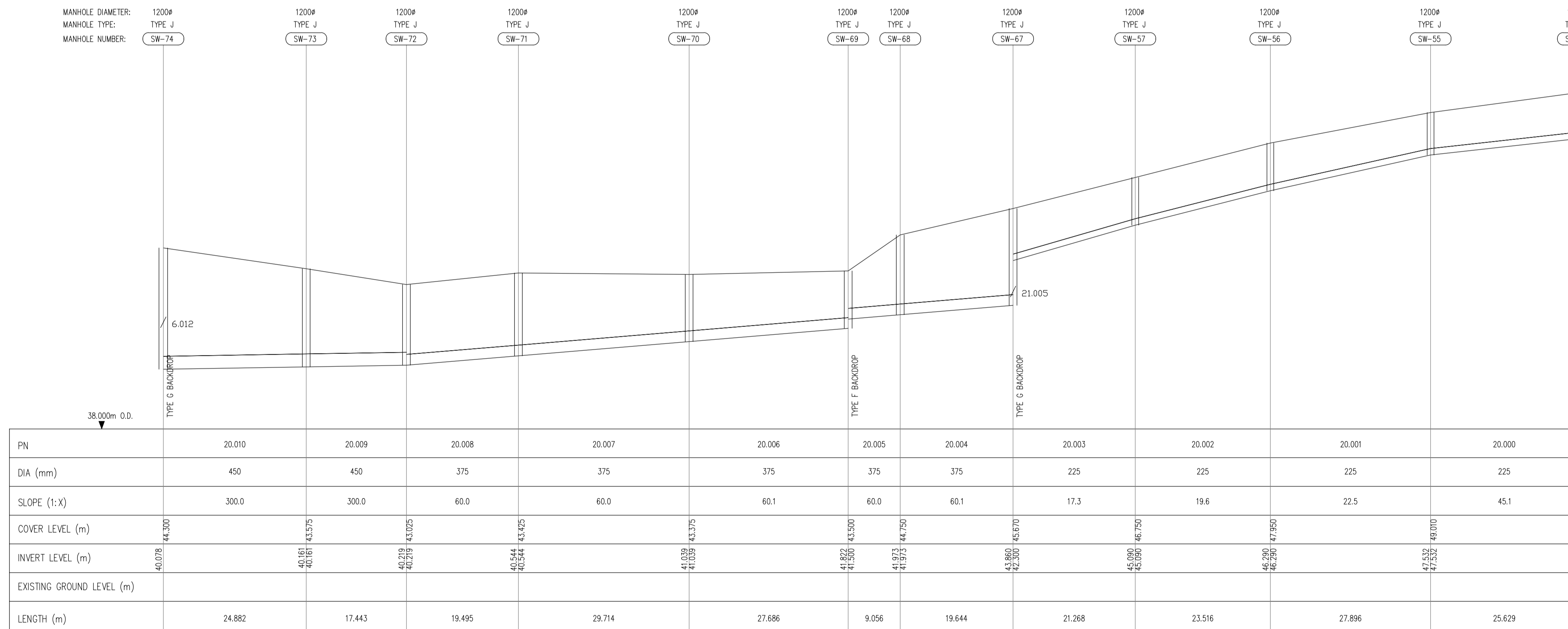
SURFACE WATER SEWER FROM MANHOLE SW-48 TO SW-52
HORIZONTAL SCALE 1:500
VERTICAL SCALE 1:100



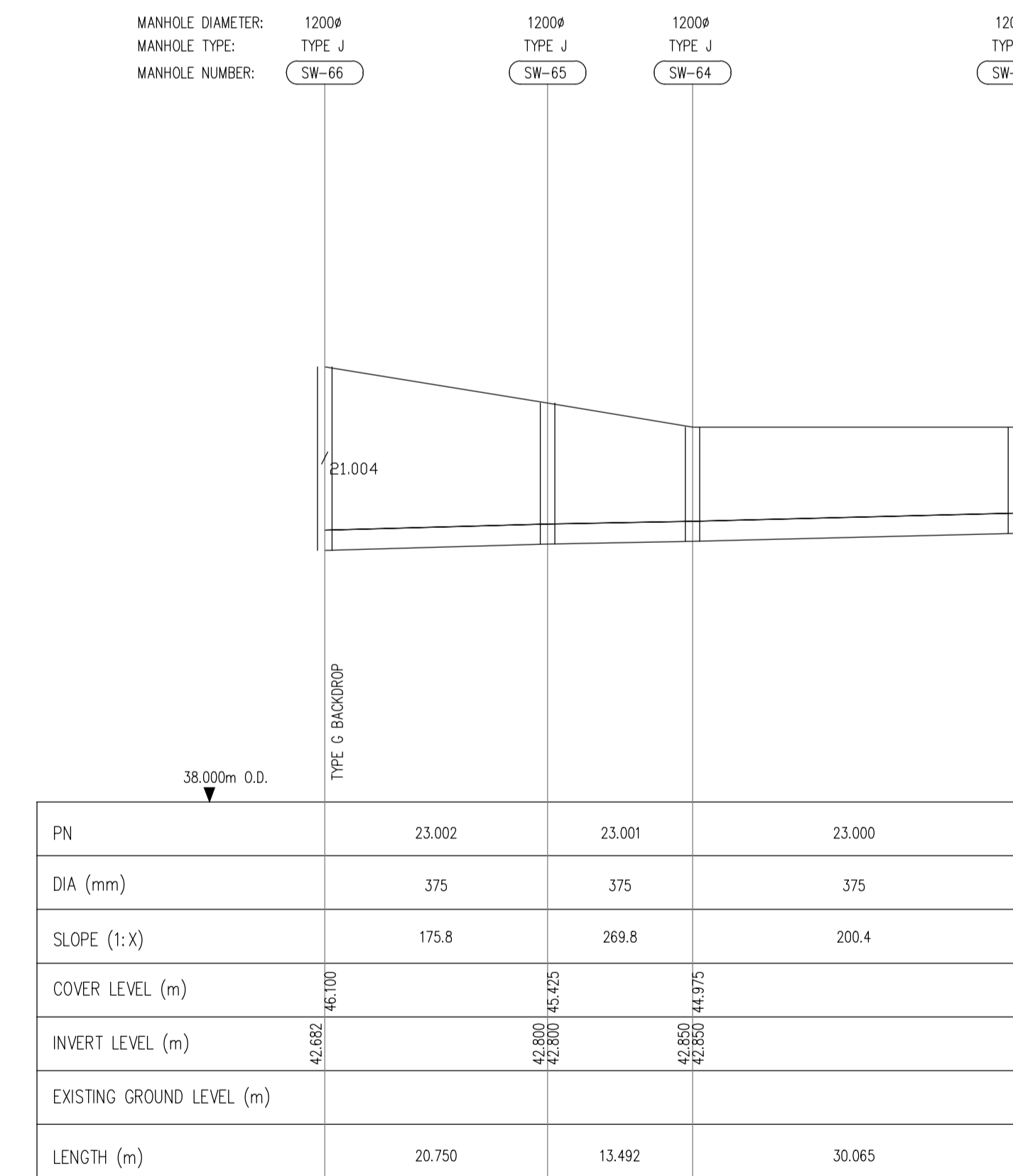
SURFACE WATER SEWER FROM MANHOLE SW-58A TO SW-67
HORIZONTAL SCALE 1:500
VERTICAL SCALE 1:100



SURFACE WATER SEWER FROM MANHOLE SW-61 TO SW-62
HORIZONTAL SCALE 1:500
VERTICAL SCALE 1:100



SURFACE WATER SEWER FROM MANHOLE SW-54 TO SW-74
HORIZONTAL SCALE 1:500
VERTICAL SCALE 1:100



SURFACE WATER SEWER FROM MANHOLE SW-63 TO SW-66
HORIZONTAL SCALE 1:500
VERTICAL SCALE 1:100

PLANNING DRAWING
NOT FOR CONSTRUCTION THIS
DRAWING HAS BEEN ISSUED FOR
INFORMATION PURPOSES ONLY
AND MUST NOT BE USED FOR
CONSTRUCTION UNDER ANY
CIRCUMSTANCES

- NOTES**
- For setting out refer to Architect's drawings.
 - This drawing to be read in conjunction with all other Architectural and Engineering drawings and all other relevant drawings and Specifications.
 - DO NOT SCALE THIS DRAWING. Use figured dimensions only.
 - No part of this document may be reproduced or transmitted in any form or stored in any retrieval system of any nature without the written permission as copyright holder except as agreed for use on the project for which the document was originally issued.
 - Ordnance Survey Ireland Licence Number EN 0074019

Rev. No.	Date	REVISION NOTE	Dim. By	Chkd. By
A	15.11.2019	ISSUED FOR PLANNING	DD	RFM

Architect	Conroy Crowe Kelly	
Project	Belmont	
Title	Proposed Surface Water Longitudinal Sections Sheet 4 Of 6	
Dim. By	Chkd. By	Appr. By
DD	RFM	NB
Date	Scale	As Shown
Oct' 2019	@A1	
Dwg. No.	Revision	
D061/065	A	

CS Consulting Group
DUBLIN | LONDON | LIMERICK

Head Office
19-22 Dame Street, Dublin 2.
T: +353 (0)1 5480863 F: +353 (0)1 9011355
e: info@csconsulting.ie
w: www.csconsulting.ie

Quality
Environment
Health & Safety

NSAI Certified

ISO 9001:2008
ISO 14001:2004
ISO 50001:2011
OHSAS 18001:2007